

THE FIELD POLL

THE INDEPENDENT AND NON-PARTISAN SURVEY
OF PUBLIC OPINION ESTABLISHED IN 1947 AS
THE CALIFORNIA POLL BY MERVIN FIELD

Field Research Corporation

601 California Street, Suite 900
San Francisco, CA 94108-2814
(415) 392-5763 FAX: (415) 434-2541
EMAIL: fieldpoll@field.com
www.field.com/fieldpollonline

FOR ADVANCE PUBLICATION BY SUBSCRIBERS ONLY.

COPYRIGHT 2009 BY FIELD RESEARCH CORPORATION.

Release #2308

Release Date: **Thursday, June 18, 2009**

LARGE MAJORITIES OF CALIFORNIANS BELIEVE THE NATION'S HEALTH CARE SYSTEM NEEDS FUNDAMENTAL CHANGES OR SHOULD BE COMPLETELY REBUILT. SUPPORT FOR MOVING FORWARD WITH HEALTH REFORM NOW.

by Mark DiCamillo and Mervin Field

A large majority of California voters (71%) believes that the nation's health care system either needs fundamental changes or should be completely rebuilt. Another two in three (67%) feel it is more important than ever to take on health reform now than say we can't afford it.

There is an unusual amount of bipartisan support for a number of health care reform proposals featured in last year's Presidential and Congressional elections and now occupying the attention of Congress and the Democratic administration. Some of the specific proposals endorsed overwhelmingly by California voters:

- Giving people an opportunity to choose between competing public and private health plans when purchasing their insurance coverage, backed by 85%.
- Requiring health insurance companies to offer coverage to anyone without regard to their health condition (81%).
- Offering tax credits to moderate income people who need to buy health insurance in the open market (76%).
- Expanding Medicare to cover uninsured people between ages 55 and 64 (74%).
- Requiring employers to offer health insurance to their workers or pay money into a government fund to cover those without insurance (69%).

Yet, not all of the proposals being advanced in Washington are embraced by Californians. For example, 70% oppose the idea of requiring people to maintain a minimum level of health insurance or be subject to a fine or tax penalty. In addition, voters are evenly divided about a proposal to cap the amount employers can deduct from their taxes when providing health coverage for their workers, with 48% in favor and 45% opposed.

These are the topline findings from a new statewide Field Health Policy Survey, funded by a grant from The California Wellness Foundation, which probed California voter opinions about reforming the nation's health care system. Other findings from the wide-ranging poll include:

- More Californians report being dissatisfied with the current health care system (48%) than are satisfied (45%), a change from two earlier Field Health Policy Surveys which found slightly more voters satisfied than dissatisfied.
- Voters display a high degree of insecurity about maintaining health coverage for themselves and their families. The poll finds a majority of California voters (54%) reporting that they are very concerned that they or someone close to them will be without health insurance in the near future or say they are already uninsured.
- As state government leaders grapple with a record budget deficit more Californians attach higher importance to government assuring basic health services to children than to other health reform goals. When asked about the priorities government should give to addressing various health care issues, 69% of Californians say a top government priority should be to provide basic preventive health care for children. This exceeds the proportions assigning top priority status to controlling health costs (58%), requiring insurance companies to offer health plans to everyone regardless of health status (53%) or reducing the number of people who are uninsured (52%).

The poll was conducted May 5-24, 2009 among a representative sample of 1,207 California registered voters in English and Spanish. The survey posed a number of questions that had also been asked in recent national polls conducted by the Henry J. Kaiser Family Foundation, Pew Research Center and NBC News/*Wall Street Journal* to enable the poll to compare the opinions of Californians to those of the national public.

Californians' views about national health care reform

The following is a summary of the survey findings reporting Californians' views about reforming the nation's health care system.

- Greater than seven in ten California voters (71%) say the nation's health care system needs either fundamental change or needs to be completely rebuilt. Eighty-two percent of Democrats and 73% of non-partisans believe the health care system needs fundamental changes or should be completely rebuilt. A 55% majority of Republicans concurs.
- Two in three Californians (67%) believe it is more important than ever to make the needed reforms to health care than say we can't afford to take this on now.
- Six in ten Californians (60%) believe that if a health care reform package is approved it would directly impact themselves or their families. This includes 41% who think health reform would make them better off and 19% who think they would be worse off. By comparison, fewer U.S. residents (47%) thought they would directly be affected by the

passage of health reform in a recent nationwide survey, 36% of whom say it would have a positive impact and 11% a negative effect.

- Similar majorities in both California (57%) and the U.S. overall (59%) believe the country as a whole would be better off if health care reform were to be enacted.
- There is strong bipartisan support among California voters for a number of health reform proposals being discussed in Congress. Greater than eight in ten favor offering tax breaks or other incentives to businesses that provide health insurance for their employees (89%), offering people a choice between competing public and private health plans (85%), linking actions that individuals can take like exercising, eating the right foods or controlling a pre-existing condition to cost savings in their health insurance (83%), and requiring health insurance companies to offer coverage to anyone without regard to their health condition (81%).
- Greater than two in three Californians also favor offering tax credits to moderate income people who need to buy health insurance in the open market (76%), expanding Medicare to cover uninsured Americans age 55-64 (74%), expanding state government programs for low-income people, such as Medi-Cal and the State's Children's Health Insurance Program (70%), and requiring employers to offer health insurance to their workers or pay money into a government fund that will pay to cover them (69%).
- However, not all of the proposals being advanced in Washington are embraced by California voters. For example, seven in ten Californians (70%) oppose a proposal that would require people to maintain a minimum level of health insurance or be subject to a fine or tax penalty. In addition, voters are evenly divided about a proposal to cap the amount employers can deduct from their taxes when providing health coverage for their workers, with 48% in favor and 45% opposed.
- Californians are no more likely than other Americans to say they would be willing to pay higher taxes so that every American can have health insurance. Statewide, 50% of voters here say they would be willing to increase their taxes for this purpose, similar to 49% of U.S. residents who reported this in a recent nationwide survey.
- Majorities of Californians would support paying for expanded health insurance coverage to the uninsured by either limiting the tax deductions (58%) or repealing Bush administration tax cuts to those earning more than \$250,000 per year (57%). On the other hand, majorities oppose paying for this by increasing the size of the federal budget deficit (70% opposed), requiring workers to pay taxes on a portion of the health care benefits they receive from work (59%) or creating a new value-added tax (55%).

Other health policy poll measures

The survey included a range of other poll measures many of which were covered in previous Field Health Policy Surveys. They reveal the following:

- More Californians are dissatisfied with the current health care system (48%) than are satisfied (45%). This represents a change from two earlier Field Health Policy Surveys that found slightly larger proportions expressing satisfaction than dissatisfaction with the system.
- There is a high degree of insecurity among voters about going without health insurance. A majority (54%) reports being very concerned that they or someone close to them will be without health insurance in the near future or say they are already uninsured.
- Californians' hierarchy of personal health care concerns are similar to those found in previous Field Health Policy Surveys. Very large majorities continue to report being very or somewhat concerned about having to pay more out of pocket for health care or insurance coverage (84%), not being able to pay for all the costs associated with a major illness or injury (78%), having their own or a family member's coverage canceled or severely limited by an insurance provider due to a health condition (78%), having an employer cut back on the amount they contribute to workers' health care coverage (76%), not having or losing their health care coverage (75%), and not having access to quality doctors and health care services (71%).
- More Californians attach higher importance to government assuring basic health services to children than to other health reform goals. When asked about the priorities government should give to addressing various health care issues, 69% of Californians say a top government priority should be to provide basic preventive health care for children. This exceeds the proportions who give top priority status to controlling the costs of health care and health insurance (58%), requiring insurance companies to offer health plans to everyone regardless of health status (53%) or reducing the number of people without health insurance (52%).
- A plurality of California voters thinks they and their families would be better off getting health insurance coverage through an employer (38%) than through the government (28%) or assuming personal responsibility for this (26%). These findings represent a slight decline in the proportion preferring employer-provided coverage and a slight increase in the proportion choosing government-provided coverage.
- More Californians support making changes within the current system by encouraging shared responsibilities among employers, the government and individuals (43%) than favor replacing the current system with a new one run entirely by the government and covering all Americans (34%).
- When asked about the sources of information they would refer to if they wanted to learn more about health reform issues, most Californians say they would go to online websites (57%). This compares to 33% who would look to television or radio reports, 27% to newspapers, 18% to books or magazines, 16% to family, friends or co-workers and 15% to their employers or labor union. Preferences for websites are related to the age of voters, with more young voters than older voters citing this as a potential source of information about health care reform issues.

More results from the survey can be found in the survey's graphics packet and topline findings from questions asked, which accompany this press release.

– 30 –

Information About the Survey

The 2009 Field Health Policy Survey is the third in an annual series of health policy surveys conducted among California voters by *The Field Poll*. Each survey was made possible through a grant from The California Wellness Foundation. This year's findings are based on a random sample survey of 1,207 California registered voters. Interviewing was conducted by telephone May 5-24, 2009, in English and Spanish from Field Research Corporation's central location telephone interviewing centers. Up to eight attempts were made to reach and interview each randomly selected voter on different days and times of day during the interviewing period.

The sample was developed from telephone listings of individual voters selected at random from a statewide list of registered voters in California. The statewide sample was stratified by age to ensure that all segments of the state's registered voter population were included in their correct proportions. Once a voter's name and telephone number are selected, interviews are attempted only with the specific voter selected. Interviews are conducted on either a voter's landline phone or cell phone, depending on the preference of the voter. After the completion of interviewing, results were weighted slightly to *Field Poll* estimates of the demographic and regional characteristics of the state's registered voter population.

Sampling error estimates applicable to any probability-based survey depend upon its sample size. According to statistical theory, 95% of the time results from findings based on the total sample of 1,207 registered voters are subject to a maximum sampling error of 2.9 percentage points. The maximum sampling error is based on percentages in the middle of the sampling distribution (percentages around 50%). Percentages at either end of the distribution (percentages around 10% or around 90%) have a smaller margin of error. While there are other potential sources of error in surveys besides sampling error, the overall design and execution of the survey minimized the potential for these other sources of error. The maximum sampling error will be larger for analyses based on subgroups of the overall sample.

About The California Wellness Foundation

The California Wellness Foundation is an independent, private foundation created in 1992, with a mission to improve the health of the people of California by making grants for health promotion, wellness education and disease prevention. The Foundation prioritizes eight issues for funding: diversity in the health professions, environmental health, healthy aging, mental health, teenage pregnancy prevention, violence prevention, women's health, and work and health. It also responds to timely issues or special projects outside these funding priorities.

For more information, visit the Foundation's website, www.calwellness.org. Contact: Gary L. Yates, president and CEO, or Cecilia Laiché, communications officer at (818) 702-1900.

THE FIELD POLL

THE INDEPENDENT AND NON-PARTISAN SURVEY
OF PUBLIC OPINION ESTABLISHED IN 1947 AS
THE CALIFORNIA POLL BY MERVIN FIELD

Field Research Corporation

601 California Street, Suite 900
San Francisco, CA 94108-2814
(415) 392-5763 FAX: (415) 434-2541
EMAIL: fieldpoll@field.com
www.field.com/fieldpollonline

2009 Field Health Policy Survey:

California Voter Views About
Reforming the Nation's Health Care System
and Other Health Policy Issues

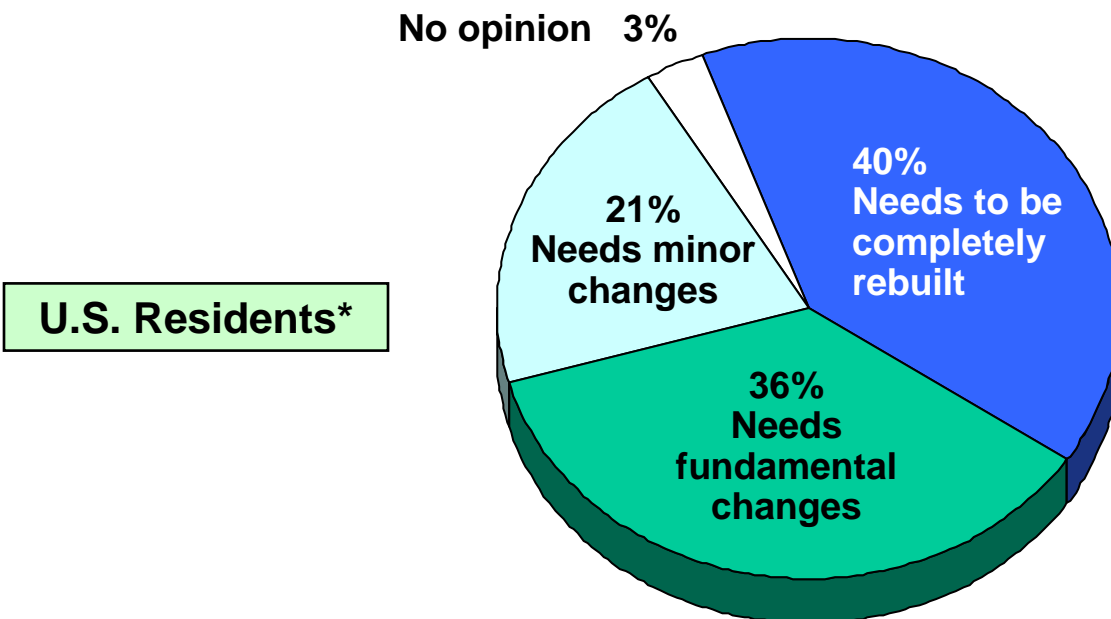
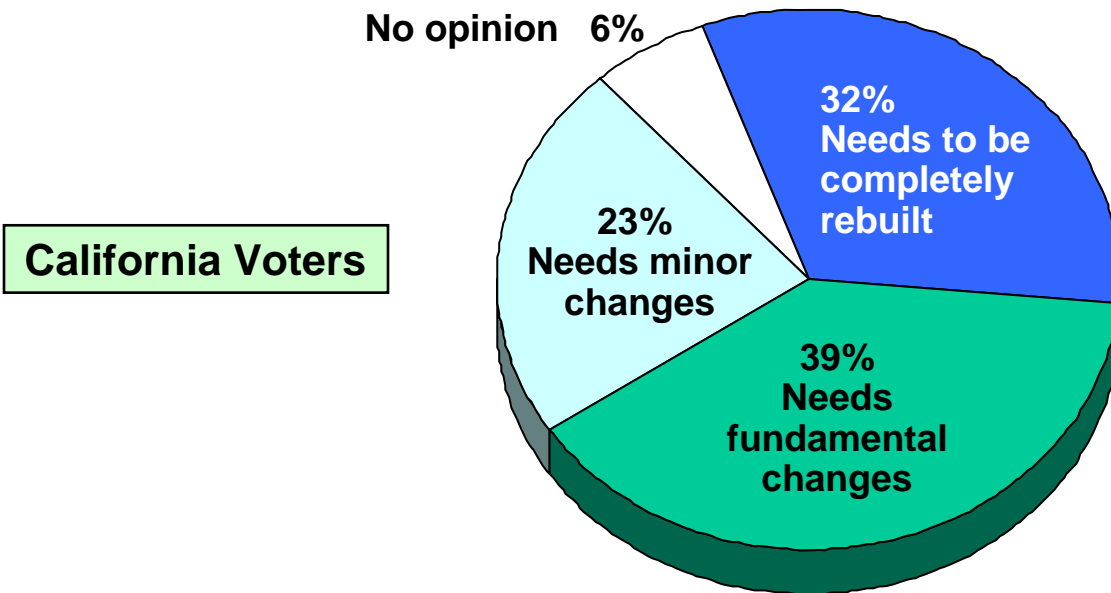
Released June 18, 2009

-Graphics Packet-

-Funded by a grant from-
The California Wellness Foundation

Table 1

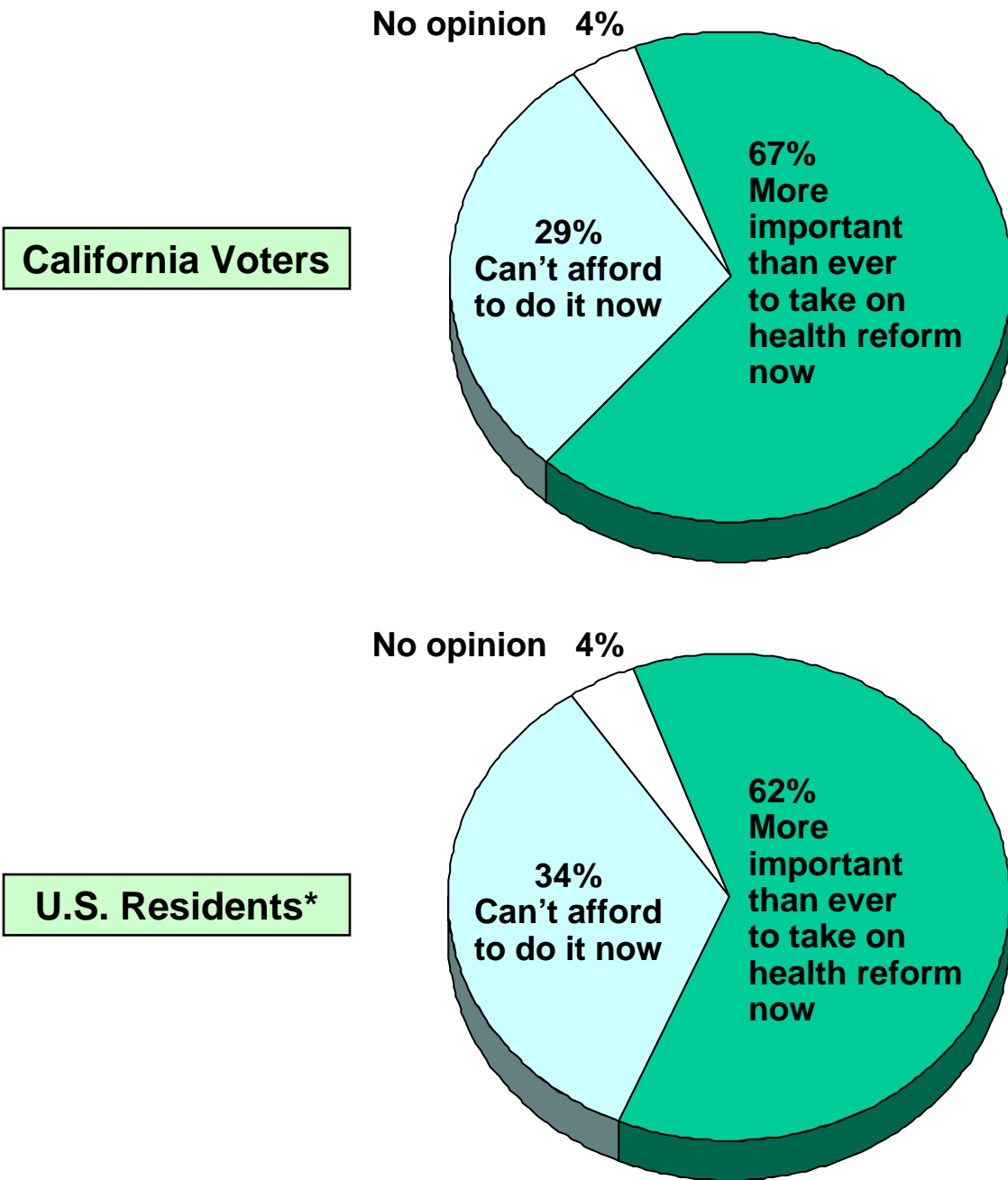
Seven in ten Californians believe the health care system needs fundamental changes or should be completely rebuilt



* Nationwide survey conducted by the Pew Research Center, March 9-12, 2009, among 1,308 U.S. adults.

Table 2

Two in three Californians say it's important to take on health care reform now rather than later

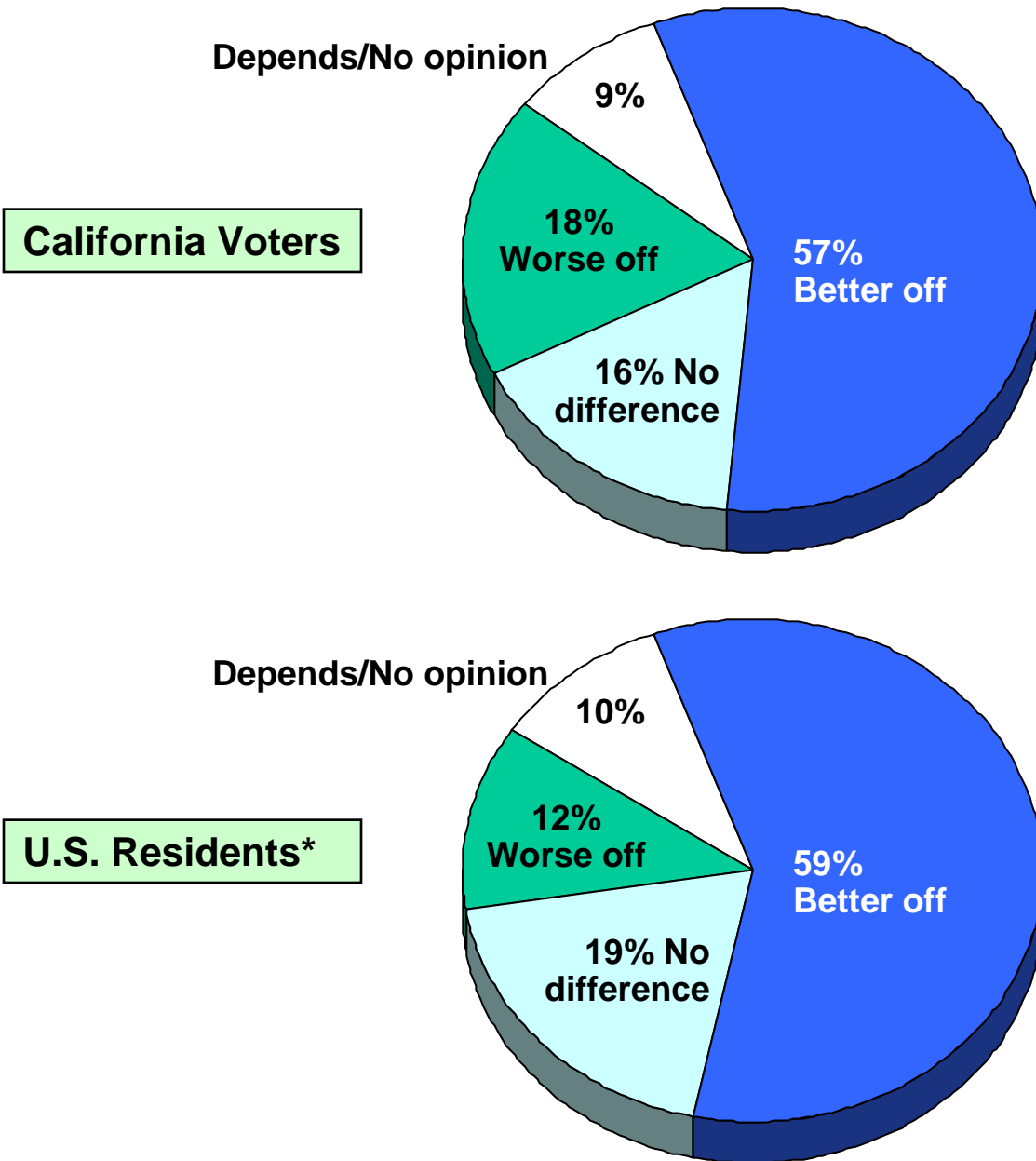


* Nationwide survey conducted by the Henry J. Kaiser Family Foundation, February 3-12, 2009, among 1,204 U.S. adults.

Table 3

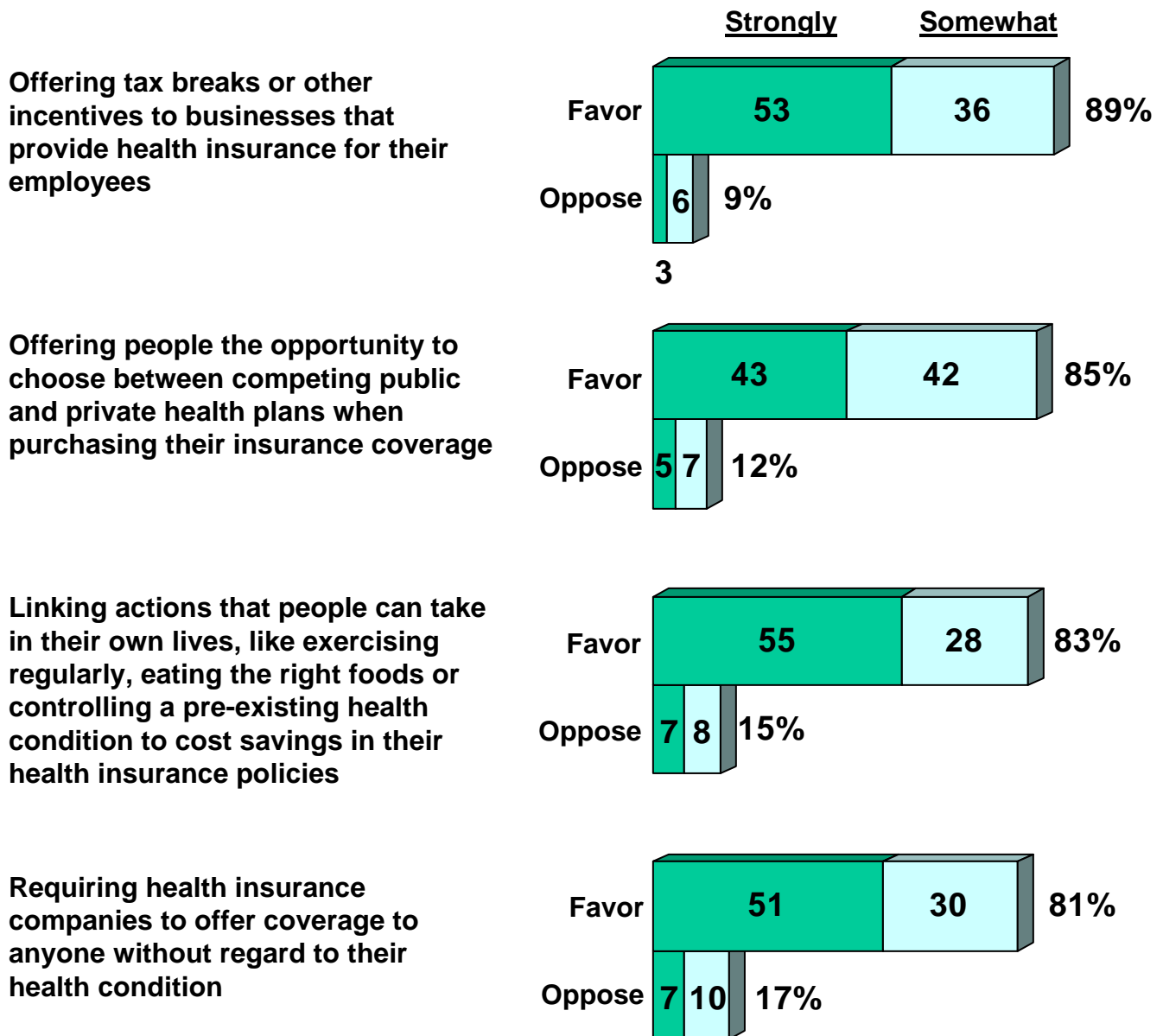
Majority of Californians agree that the country would be better off if a health care reform were approved

Perceived impact that health reform would have on the country as a whole



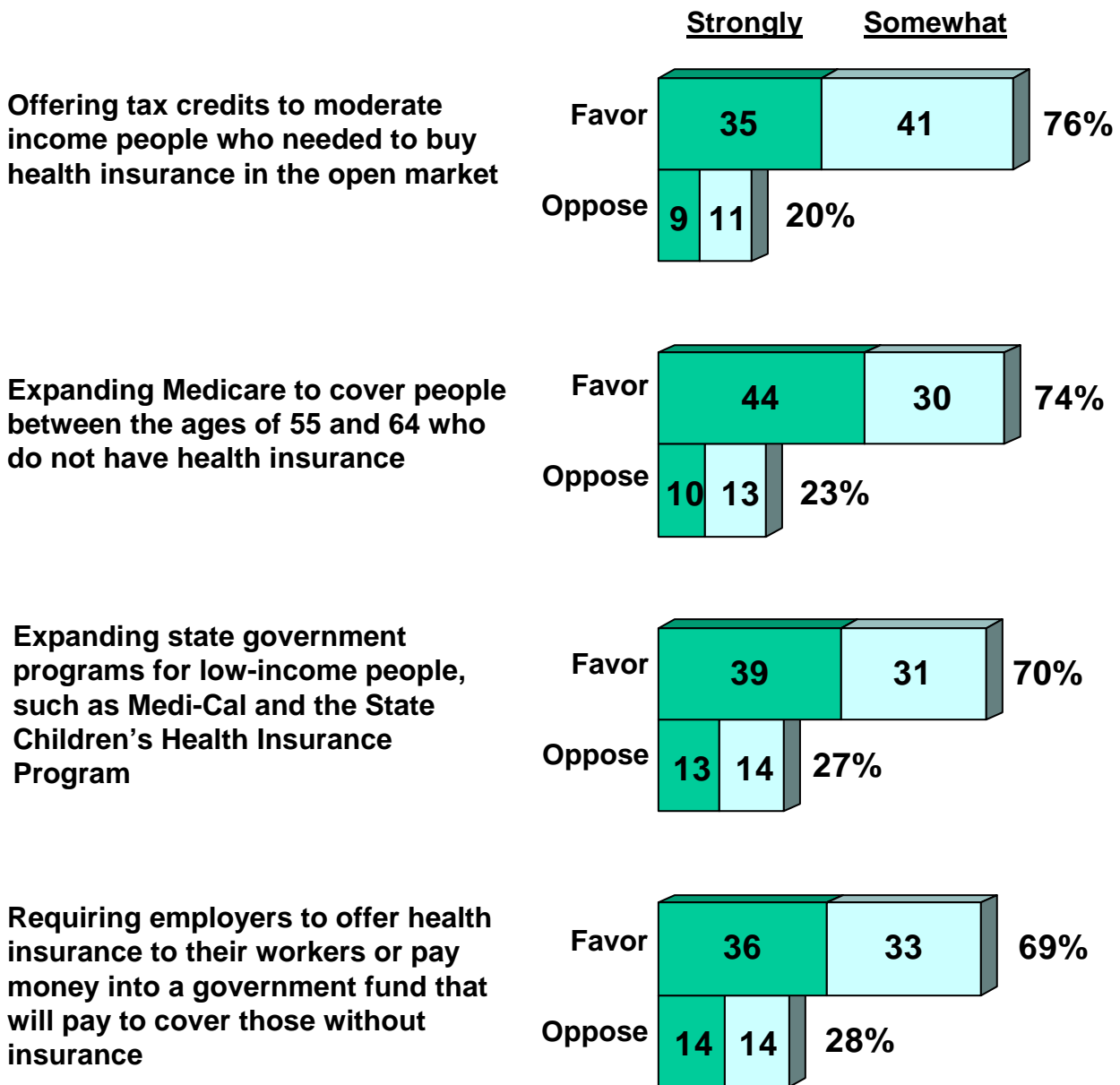
* Nationwide survey conducted by the Henry J. Kaiser Family Foundation, February 3-12, 2009, among 1,204 U.S. adults.

Table 4
Specific elements of a health care reform package
that over eight in ten Californians support



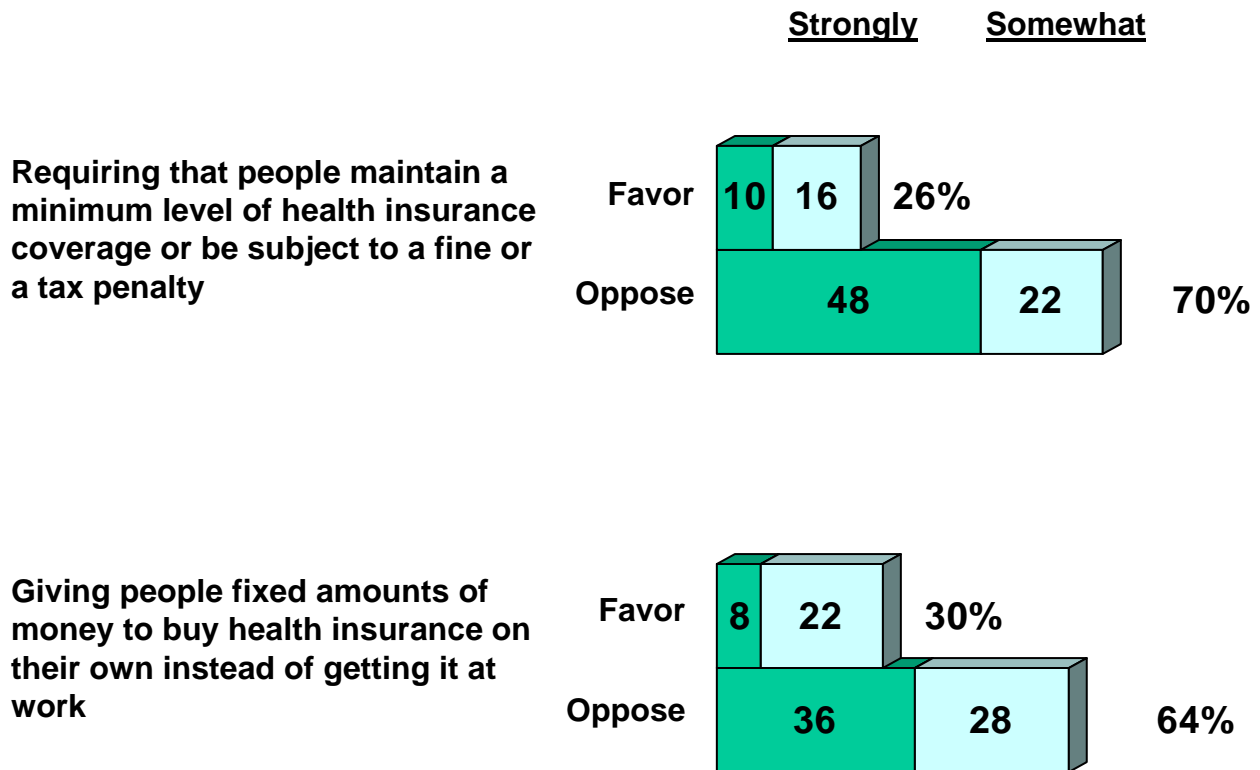
Note: Differences between 100% and sum of percentages for each item equal proportions with no opinion.

Table 5
Specific elements of a health care reform package supported by greater than two in three California voters



Note: Differences between 100% and sum of percentages for each item equal proportions with no opinion.

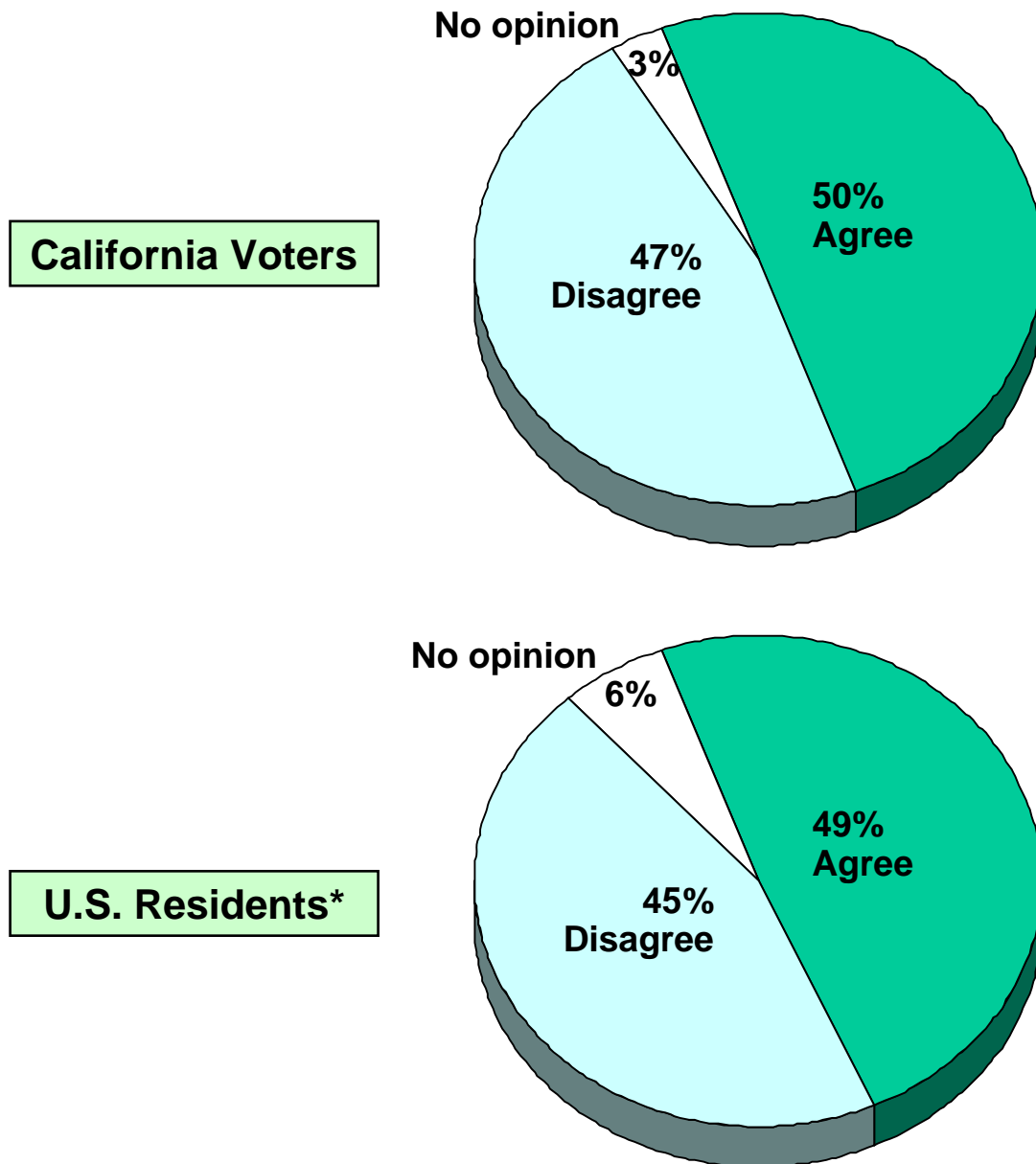
Table 6
Specific elements of a health care reform package
opposed by a majority of California voters



Note: Differences between 100% and sum of percentages for each item equal proportions with no opinion.

Table 7
Californians as divided as the U.S. public
about their willingness to pay higher taxes to ensure
all Americans have health insurance

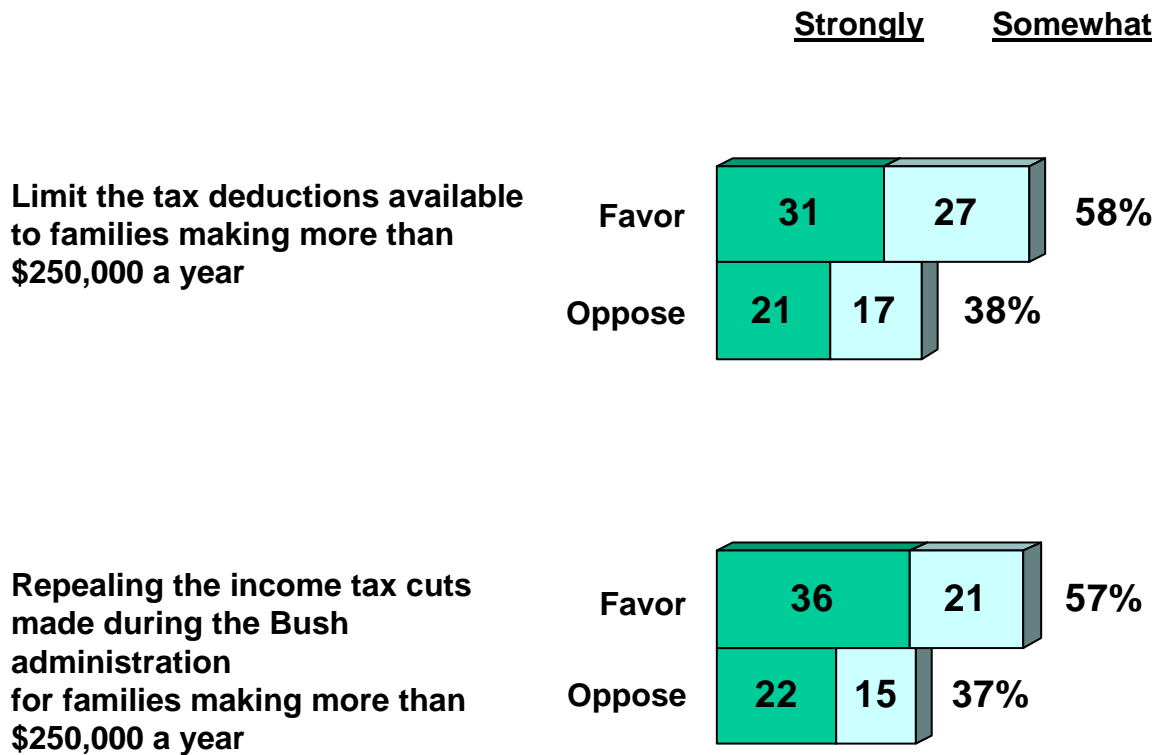
Agree/Disagree: “I would be willing to pay higher taxes so that every American can have health insurance.”



* Nationwide survey conducted by NBC News/The Wall Street Journal, February 26–March 1, 2009 among 1,204 U.S. adults.

Table 8
Support for limiting deductions or repealing Bush administration tax cuts to the wealthy to expand health coverage to the uninsured

Paying for expanded health coverage to the uninsured

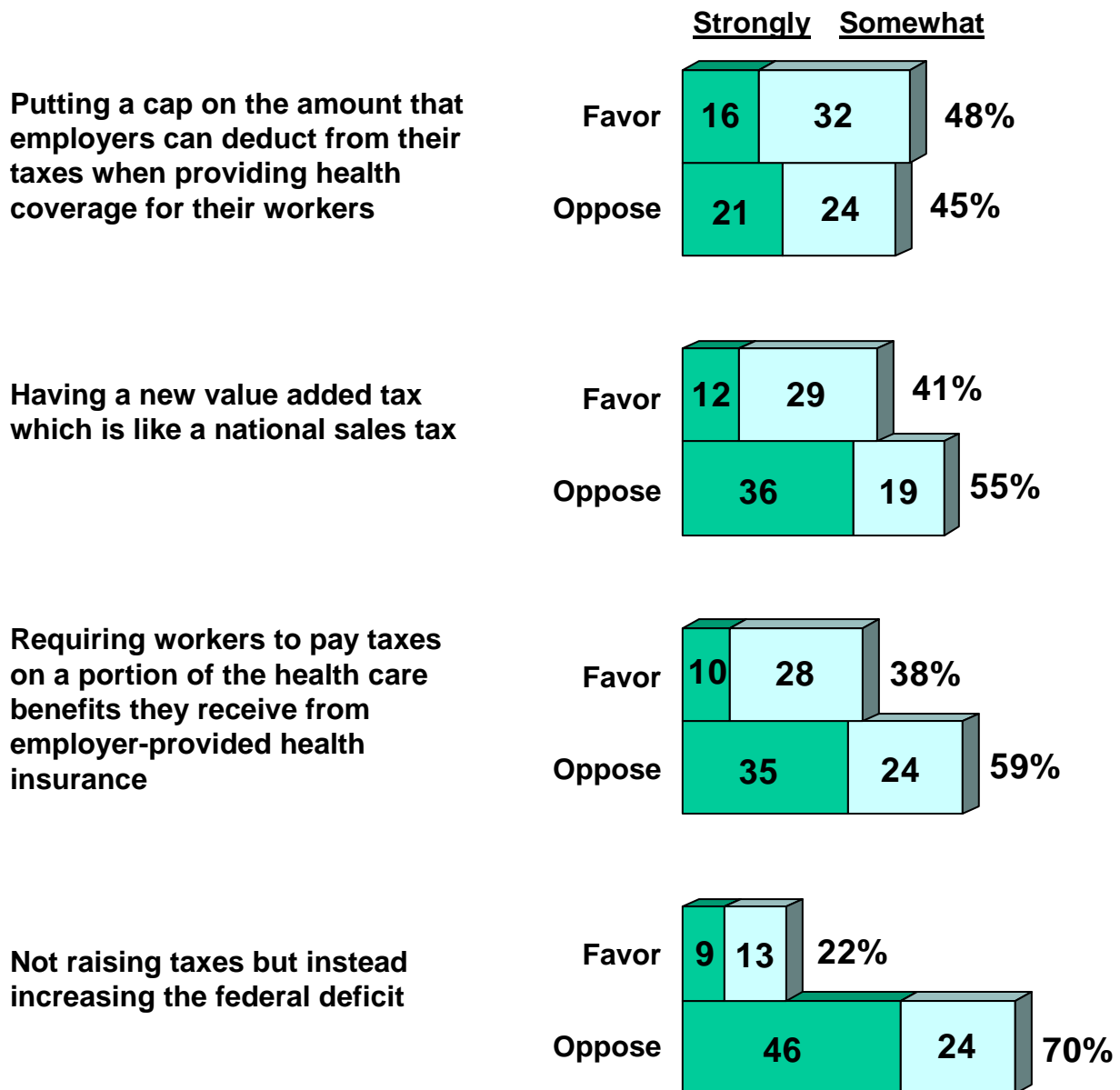


Note: Differences between 100% and sum of percentages for each item equal proportions with no opinion.

Table 9

Opposition to increasing the federal deficit, taxing employee health care benefits or creating a new value added tax. Voters divided about capping tax deductions on employer health costs.

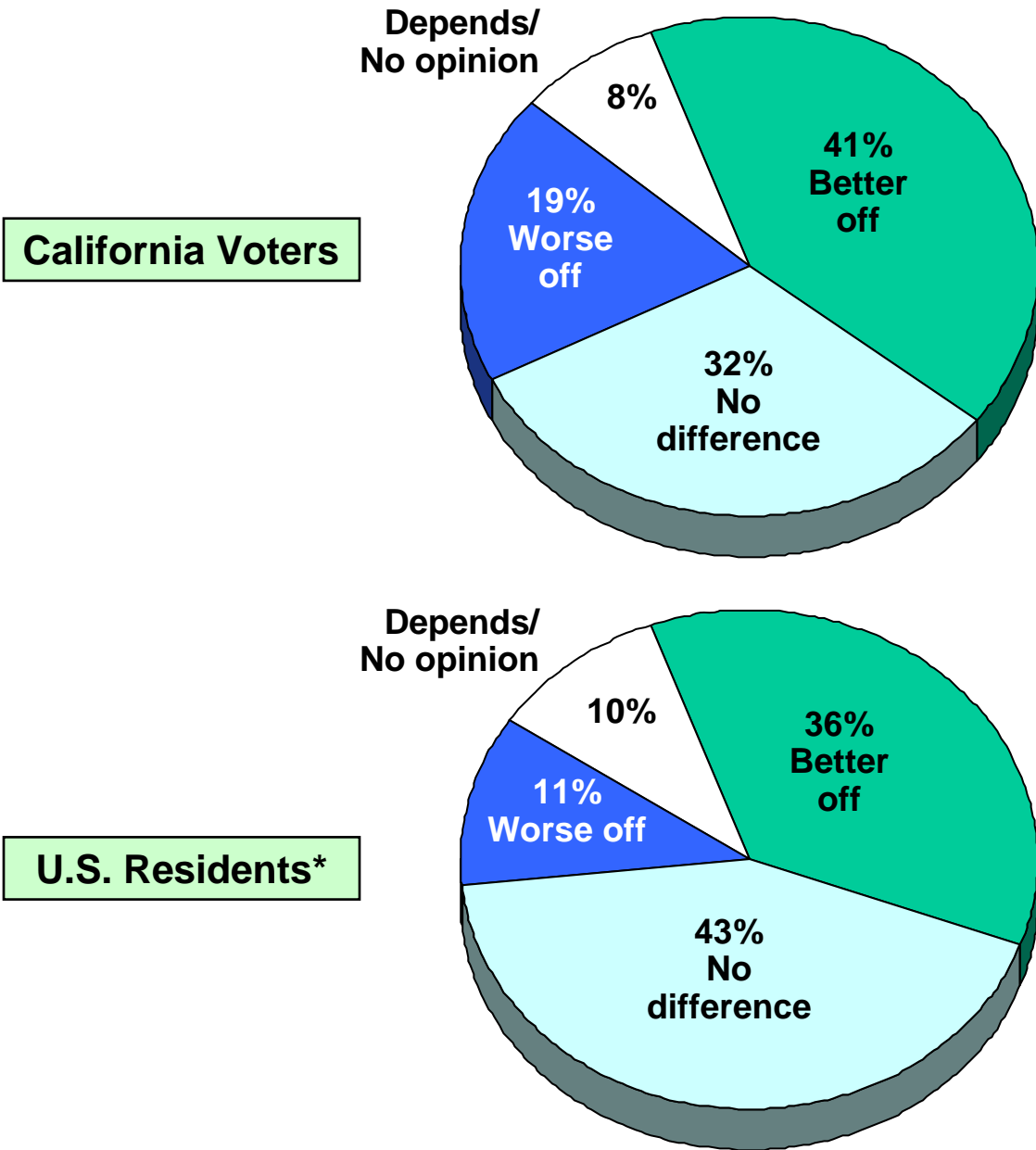
Paying for expanded health coverage to the uninsured



Note: Differences between 100% and sum of percentages for each item equal proportions with no opinion.

Table 10
More Californians than U.S. residents believe health care reform would impact themselves and their families directly

Perceived impact that health reform would have on you and your family

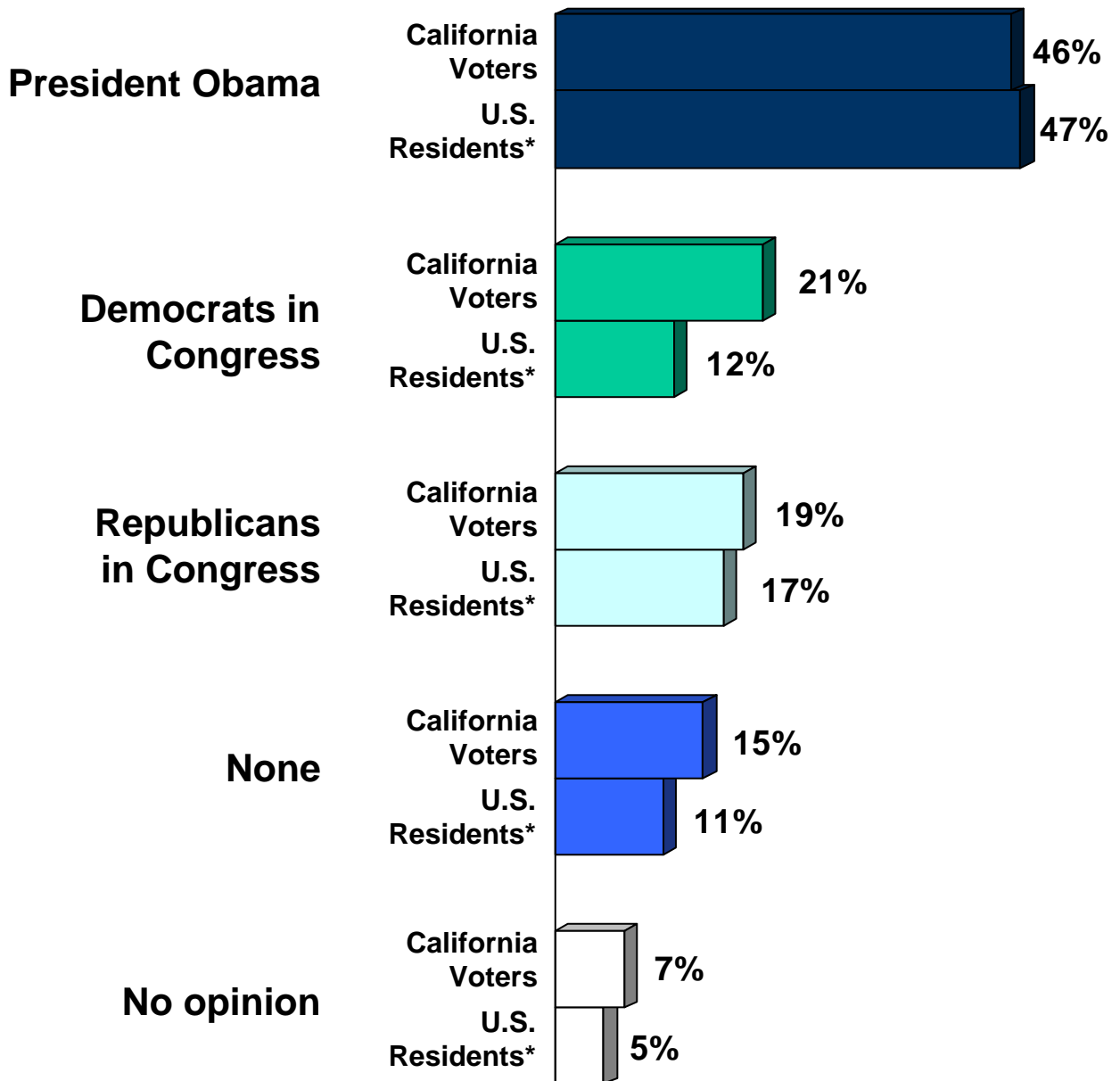


* Nationwide survey conducted by the Henry J. Kaiser Family Foundation, February 3-12, 2009, among 1,204 U.S. adults.

Table 11

Like the U.S. public, Californians trust President Obama to do a better job handling health care reform than Congress



Who do you trust to do a better job handling health care reform?



* Nationwide survey conducted by the Henry J. Kaiser Family Foundation, February 3-12, 2009, among 1,204 U.S. adults.

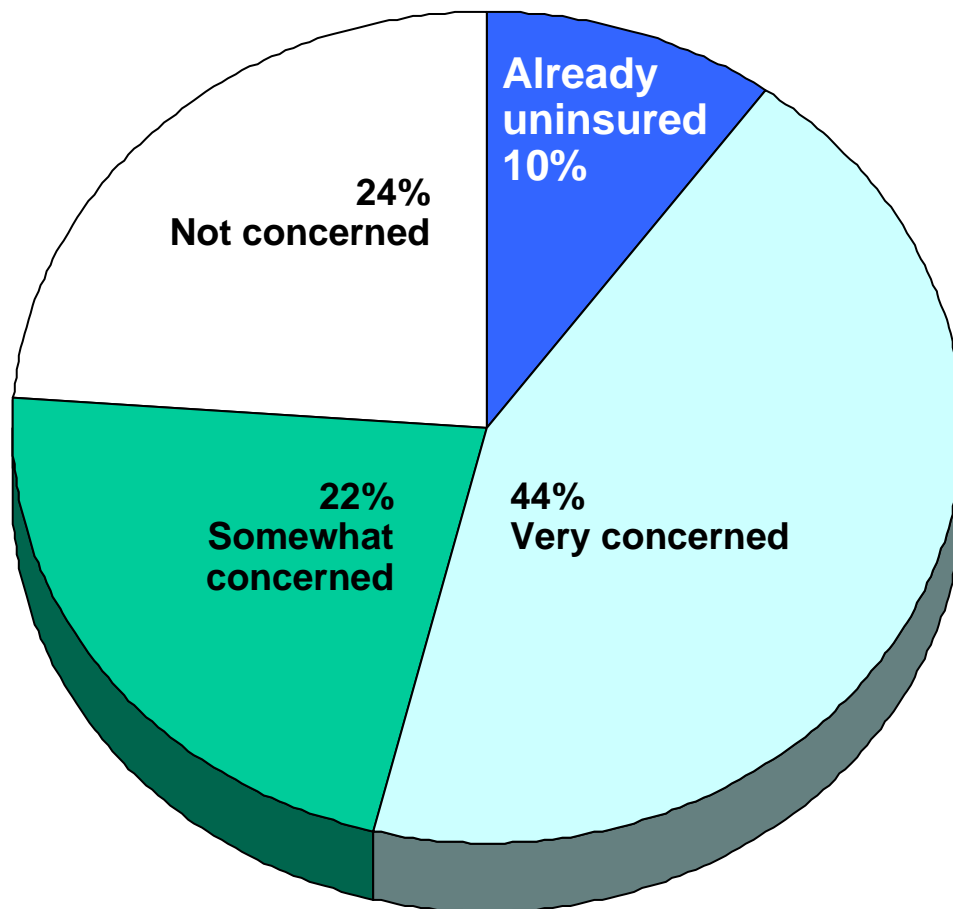
Table 12
Declining proportions of Californians
are satisfied with the health care system

Overall satisfaction with the health care system



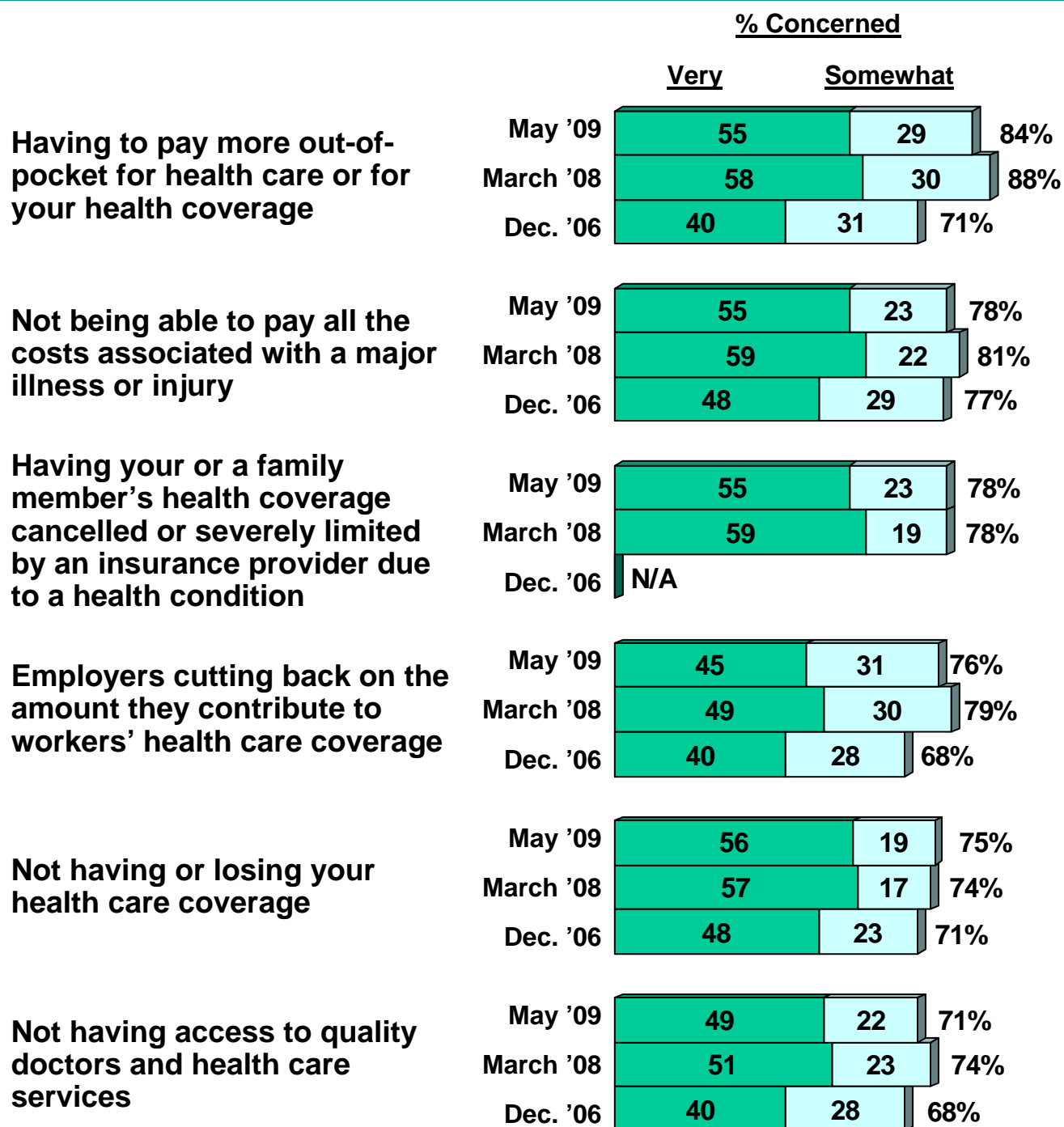
Note: Differences between the sum of each year's percentages and 100% equal proportion with no opinion.

Table 13
**Majority of California voters are very concerned
about going without health insurance**



*Degree of concern that you or someone close to you
will be without health insurance in the near future*

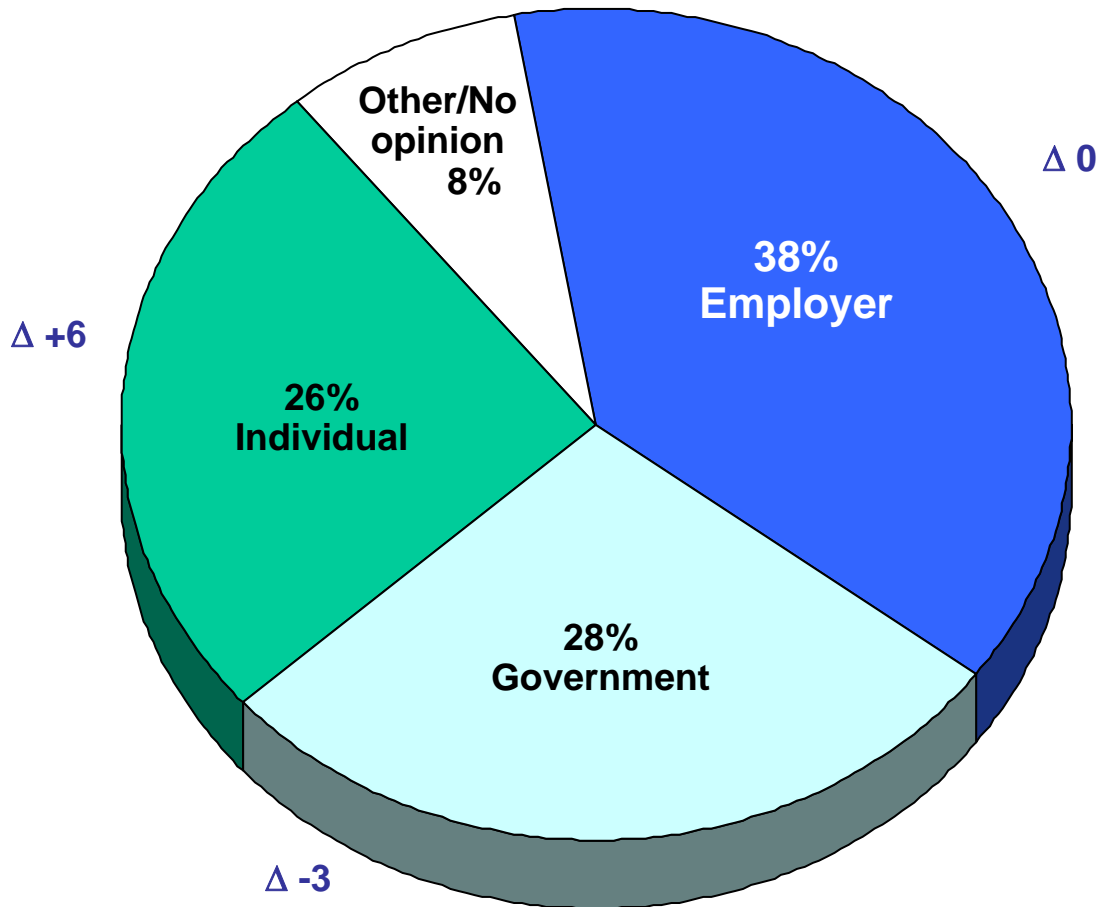
Table 14
Trend of Californians' own personal concerns
about the health care system



N/A: Not asked in December 2006 Field Health Policy Survey.

Table 15

More Californians say they would be better off getting health insurance coverage through an employer than the government or having personal responsibility for this



From which source would you prefer to get your health insurance coverage?

Δ denotes change between the results from the current survey and a previous Field Health Policy Survey, among 1,202 California registered voters, conducted March 12-30, 2008.

Table 16
Priorities government should give to addressing various health care issues

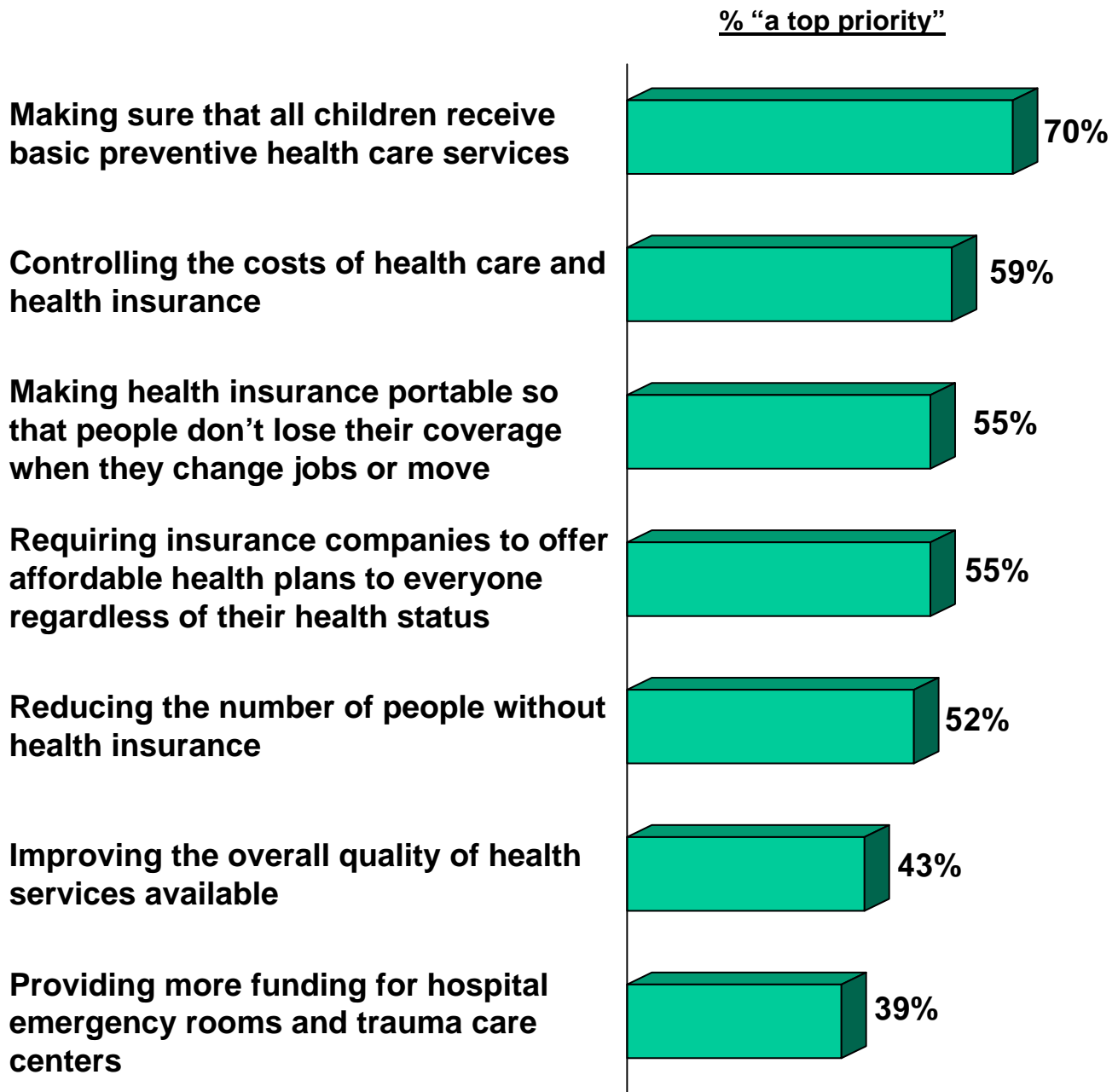
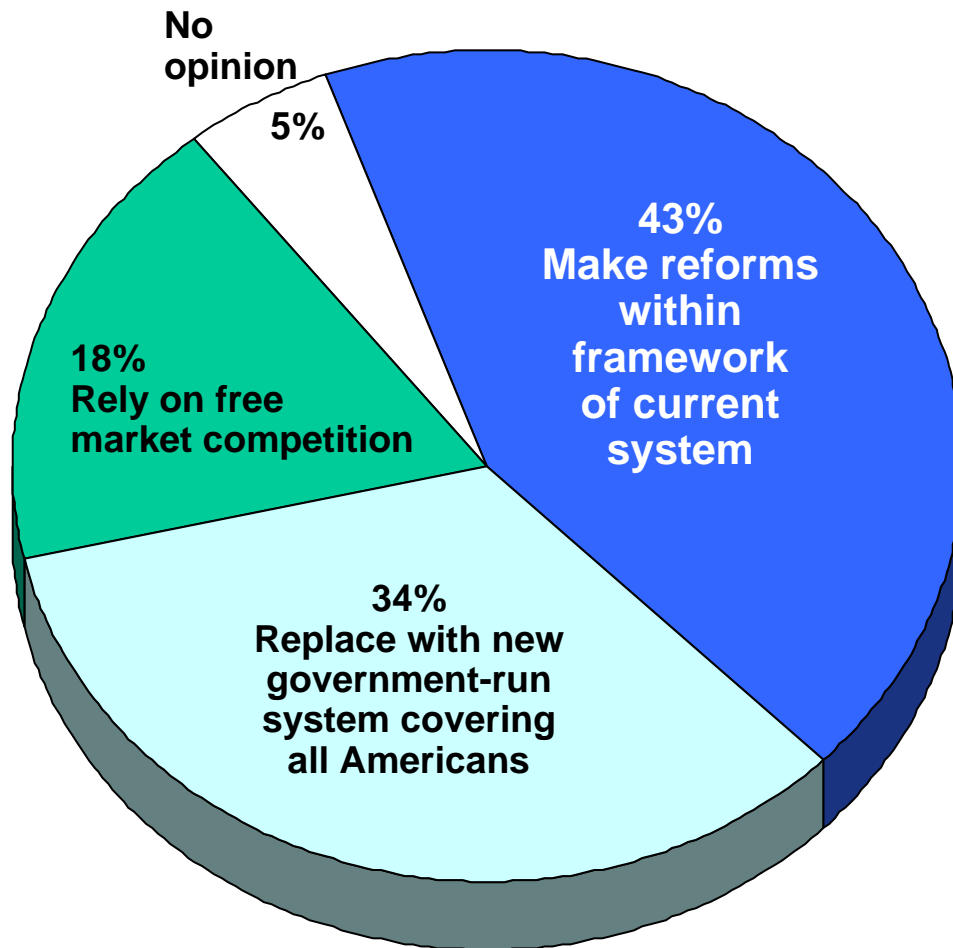


Table 17

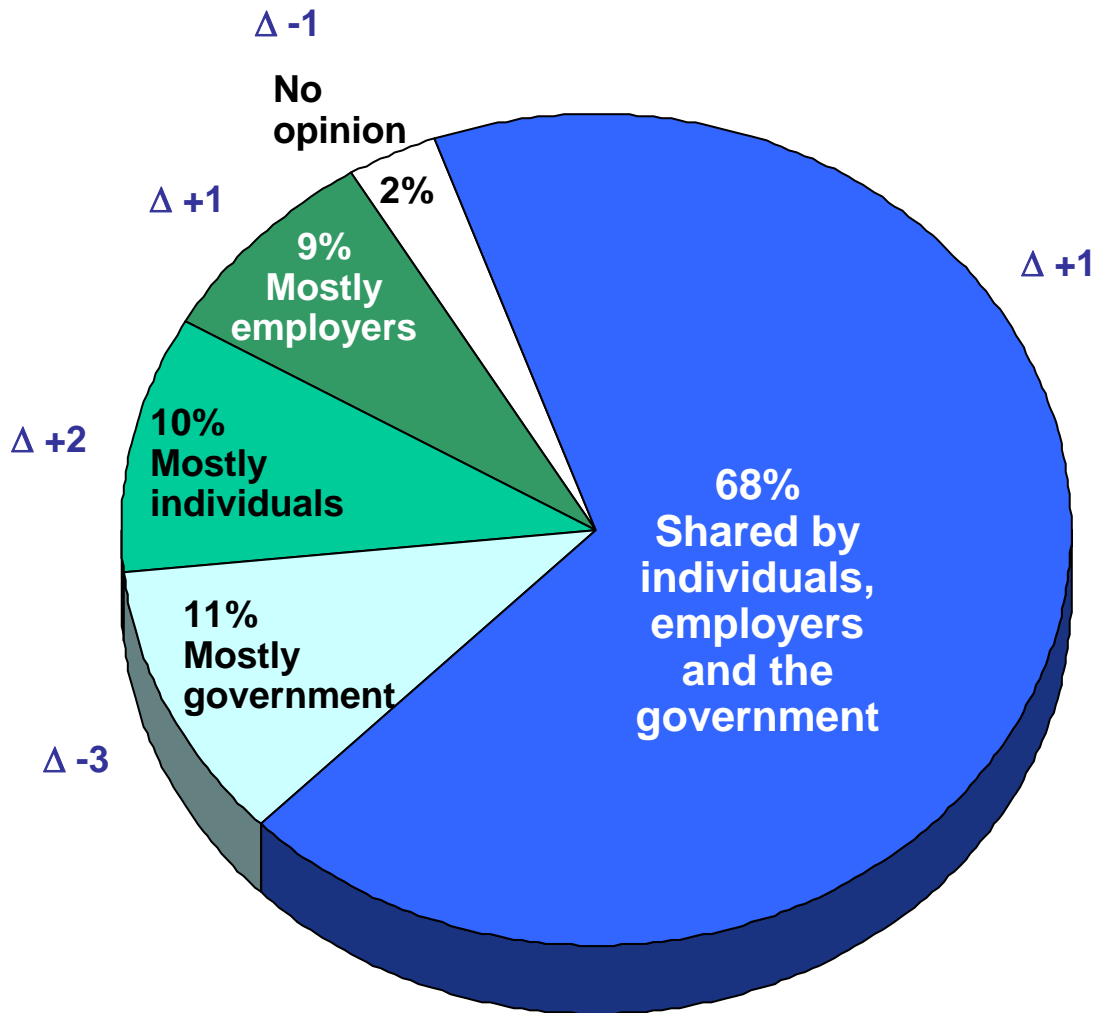
Greater than four in ten support making reforms within the current system, but one in three favor replacing it with a government-run system



What should the U.S. do to improve the nation's health care system?

Table 18

Two in three Californians say health insurance costs should be shared by individuals, employers and the government



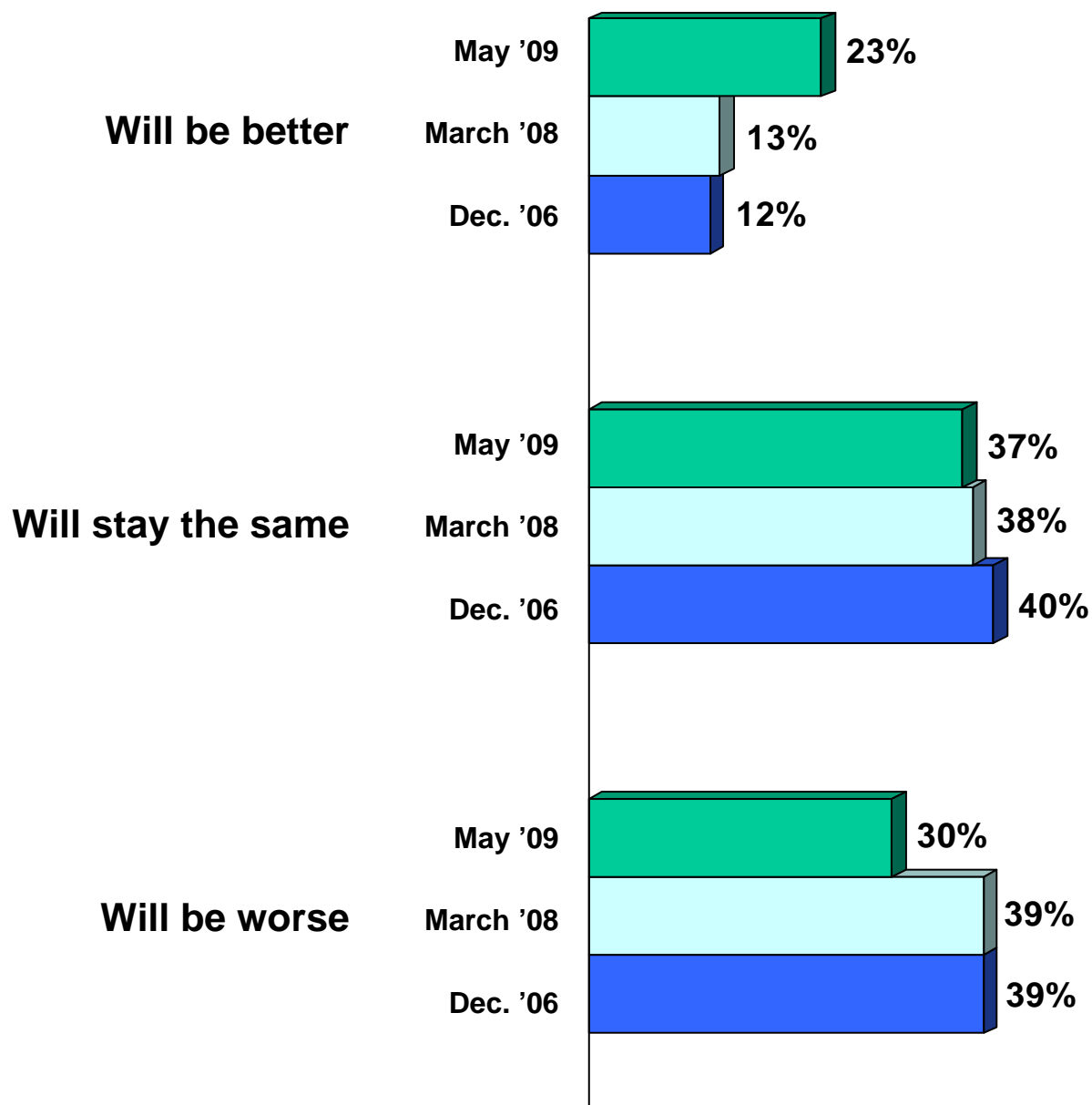
Who should pay for health insurance costs?

Δ Changes noted are the differences between results from the current survey and a previous Field Health Policy Survey, among 1,202 California registered voters, March 12-30, 2008.

Table 19

Californians are a little less pessimistic about what the health care system will look like five years from now

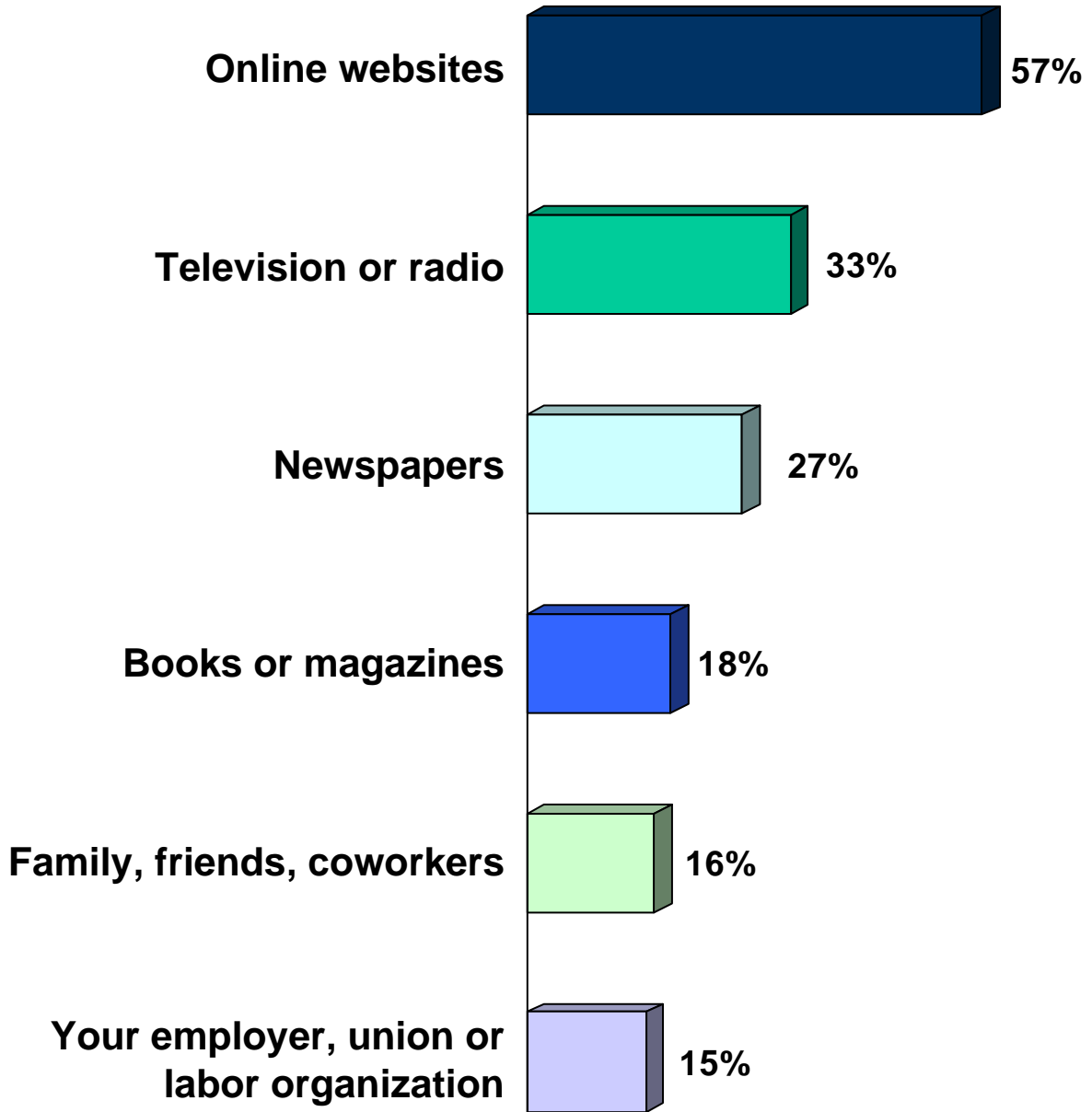
The health care system five years from now...



Note: Differences between 100% and the sum of each year's percentages equals proportion with no opinion.

Table 20
Most Californians say they would go online if they wanted to learn more about health reform issues

Information sources voters would turn to to learn more about health reform issues



Note: Adds to more than 100% due to multiple mentions.

THE FIELD POLL

THE INDEPENDENT AND NON-PARTISAN SURVEY
OF PUBLIC OPINION ESTABLISHED IN 1947 AS
THE CALIFORNIA POLL BY MERVIN FIELD

Field Research Corporation

601 California Street, Suite 900
San Francisco, CA 94108-2814
(415) 392-5763 FAX: (415) 434-2541
EMAIL: fieldpoll@field.com
www.field.com/fieldpollonline

2009 Field Health Policy Survey:

California Voter Views About
Reforming the Nation's Health Care System
and Other Health Policy Issues

Released June 18, 2009

-Top Line Results from Questions Asked-

-Funded by a grant from-
The California Wellness Foundation

Information About the Survey

The 2009 Field Health Policy Survey is the third in an annual series of health policy surveys conducted within the state of California by *The Field Poll*. Each survey was made possible through a grant from The California Wellness Foundation. This year's findings are based on a random sample survey of 1,207 California registered voters. Interviewing was conducted by telephone May 5-24, 2009 in English and Spanish from Field Research Corporation's central location telephone interviewing centers. Up to eight attempts were made to reach and interview each randomly selected voter on different days and times of day during the interviewing period.

The sample was developed from telephone listings of individual voters selected at random from a statewide list of registered voters in California. The overall sample was stratified by age to ensure that all segments of the state's registered voter population were included in their correct proportions. Once a voter's name and telephone number are selected, interviews are attempted only with the specific voter selected. Interviews are conducted on either a voter's landline phone or cell phone, depending on the preference of the voter. After the completion of interviewing, results were weighted slightly to *Field Poll* estimates of the demographic and regional characteristics of the state's registered voter population.

Sampling error estimates applicable to any probability-based survey depend upon its sample size. According to statistical theory, 95% of the time results from findings based on the total sample of 1,207 registered voters are subject to a maximum sampling error of 2.9 percentage points. The maximum sampling error is based on percentages in the middle of the sampling distribution (percentages around 50%). Percentages at either end of the distribution (percentages around 10% or around 90%) have a smaller margin of error. There are other possible sources of error in any survey other than sampling error. Different results could occur because of differences in question wording, the sequencing of questions, the rigor with which sampling procedures were implemented, as well as through undetected errors or omissions in interviewing or data processing. Extensive efforts were made to minimize such potential errors.

	<u>Total</u>	<u>Democrats</u>	<u>Republicans</u>	<u>Non-partisan/ other</u>
1. How satisfied are you with the way the health care system is working in California? Are you very satisfied, somewhat satisfied, somewhat dissatisfied or very dissatisfied?				
VERY SATISFIED	14%	10%	21%	12%
SOMEWHAT SATISFIED	31	27	35	32
SOMEWHAT DISSATISFIED	25	28	17	29
VERY DISSATISFIED	24	29	18	21
NO OPINION	6	6	9	6
2. Do you think the health care system in this country works pretty well and requires only minor changes, do you think it needs fundamental changes, or do you think it needs to be completely rebuilt?				
ONLY MINOR CHANGES	23%	13%	39%	19%
FUNDAMENTAL CHANGES	39	41	34	42
COMPLETELY REBUILT	32	41	21	31
NO OPINION	6	5	6	7
3. Looking ahead, do you think that five years from now California's health care system will be better off, worse off or just about the same as now?				
BETTER OFF	23%	28%	13%	25%
WORSE OFF	30	26	38	27
SAME AS NOW	37	35	39	39
NO OPINION	10	11	10	9
4. I am going to read some concerns that people have about health care and for each, please tell me how much of a concern this is to you. (ITEMS READ IN RANDOM ORDER, ASKING:) Is this something you are very concerned about, somewhat concerned, not too concerned or not at all concerned about?				
a. not having or losing your health care coverage				
VERY CONCERNED	56%	63%	43%	58%
SOMEWHAT CONCERNED	19	20	19	17
NOT TOO CONCERNED	14	10	19	15
NOT AT ALL CONCERNED	10	6	16	10
NO OPINION	1	1	3	*
b. not being able to pay for all the costs associated with a major illness or injury				
VERY CONCERNED	55%	65%	39%	58%
SOMEWHAT CONCERNED	24	22	28	24
NOT TOO CONCERNED	11	6	20	9
NOT AT ALL CONCERNED	9	6	13	7
NO OPINION	1	1	*	2
c. not having access to quality doctors and health care services				
VERY CONCERNED	49%	54%	39%	52%
SOMEWHAT CONCERNED	22	23	23	21
NOT TOO CONCERNED	16	14	20	16
NOT AT ALL CONCERNED	12	9	17	9
NO OPINION	1	*	1	2

* less than 1/2 of 1%.

	<u>Total</u>	<u>Democrats</u>	<u>Republicans</u>	<u>Non-partisan/ other</u>
d. employers cutting back on the amount they contribute to workers' health care coverage				
VERY CONCERNED	45%	56%	32%	42%
SOMEWHAT CONCERNED	31	31	32	31
NOT TOO CONCERNED	13	7	18	18
NOT AT ALL CONCERNED	8	5	14	8
NO OPINION	2	1	4	1
e. having to pay more out of pocket for health care or for your health insurance coverage				
VERY CONCERNED	55%	64%	42%	54%
SOMEWHAT CONCERNED	29	25	34	30
NOT TOO CONCERNED	10	7	15	11
NOT AT ALL CONCERNED	5	4	8	5
NO OPINION	1	*	1	*
f. having your or a family member's health coverage canceled or severely limited by an insurance provider due to a health condition				
VERY CONCERNED	55%	63%	42%	56%
SOMEWHAT CONCERNED	23	19	27	26
NOT TOO CONCERNED	13	12	17	8
NOT AT ALL CONCERNED	8	6	12	9
NO OPINION	1	*	2	1
5. President Obama and the Congress are considering a number of proposals aimed at reforming the nation's health care system. How closely have you been following discussions in Washington about health care reform – very closely, somewhat closely, not too closely or not at all?				
VERY CLOSELY	22%	23%	24%	17%
SOMEWHAT CLOSELY	45	48	41	43
NOT TOO CLOSELY	24	22	25	28
NOT AT ALL CLOSELY	9	7	10	11
NO OPINION	*	*	*	1
6. Given the serious economic problems facing the country, which of the following two statements comes closest to your own views regarding what should be done about health care reform? (ROTATE OPTIONS)				
We cannot afford to take on health care reform right now	29%	13%	56%	24%
It is more important than ever to take on health care reform right now	67	85	39	69
NO OPINION	4	2	5	7

* less than 1/2 of 1%.

	<u>Total</u>	<u>Democrats</u>	<u>Republicans</u>	<u>Non-partisan/ other</u>
(Q. 7a and 7b were rotated)				
7a. Do you think <u>you and your family</u> would be better off or worse off if the president and Congress passed health care reform, or don't you think it would make much difference?				
BETTER OFF	41%	53%	20%	46%
WORSE OFF	19	5	43	12
NO DIFFERENCE	32	32	30	33
NO OPINION	8	10	7	9

7b. Do you think the country as a whole would be better off or worse off if the president and Congress passed health care reform, or don't you think it would make much difference?

BETTER OFF	57%	74%	30%	59%
WORSE OFF	18	4	44	11
NO DIFFERENCE	16	15	18	16
NO OPINION	9	7	8	13

8. I am going to read some issues facing the health care system today. For each, please tell me how important you feel it is for government to address this issue in the coming year. **(ITEMS READ IN RANDOM ORDER, ASKING:)** In your opinion should this be one of their top priorities, important but not a top priority, not too important or should not be done at all?

a. controlling the costs of health care and health insurance

A TOP PRIORITY	58%	70%	42%	57%
IMPORTANT BUT NOT TOP PRIORITY	29	24	32	32
NOT TOO IMPORTANT	5	2	11	3
SHOULD NOT BE DONE	7	3	13	7
NO OPINION	1	1	2	1

b. improving the overall quality of health services available

A TOP PRIORITY	42%	54%	24%	46%
IMPORTANT BUT NOT TOP PRIORITY	39	37	43	37
NOT TOO IMPORTANT	10	6	17	9
SHOULD NOT BE DONE	7	2	13	6
NO OPINION	2	1	3	2

c. reducing the number of people without health insurance

A TOP PRIORITY	52%	67%	28%	54%
IMPORTANT BUT NOT TOP PRIORITY	29	23	36	32
NOT TOO IMPORTANT	8	3	18	6
SHOULD NOT BE DONE	8	4	13	6
NO OPINION	3	3	5	2

d. providing more funding for hospital emergency rooms and trauma care units

A TOP PRIORITY	38%	46%	26%	39%
IMPORTANT BUT NOT TOP PRIORITY	42	44	38	42
NOT TOO IMPORTANT	10	6	16	9
SHOULD NOT BE DONE	8	3	16	7
NO OPINION	2	1	4	3

	<u>Total</u>	<u>Democrats</u>	<u>Republicans</u>	<u>Non-partisan/ other</u>
e. requiring insurance companies to offer affordable health plans to everyone regardless of their health status				
A TOP PRIORITY	53%	65%	36%	53%
IMPORTANT BUT NOT TOP PRIORITY	30	29	32	30
NOT TOO IMPORTANT	8	3	15	9
SHOULD NOT BE DONE	7	2	15	6
NO OPINION	2	1	2	2

f. making health insurance portable so that people don't lose their coverage when they change jobs or move

A TOP PRIORITY	55%	66%	41%	54%
IMPORTANT BUT NOT TOP PRIORITY	32	28	39	30
NOT TOO IMPORTANT	8	4	9	12
SHOULD NOT BE DONE	4	2	10	2
NO OPINION	1	*	1	2

g. making sure that all children receive basic preventive health care services

A TOP PRIORITY	69%	84%	47%	69%
IMPORTANT BUT NOT TOP PRIORITY	21	13	32	24
NOT TOO IMPORTANT	5	2	10	3
SHOULD NOT BE DONE	4	1	8	4
NO OPINION	1	*	3	*

9. Who do you trust to do a better job handling health care reform in Washington? (ITEMS READ IN RANDOM ORDER) (CAN BE A MULTIPLE)

President Obama	46%	62%	17%	54%
The Republicans in Congress	19	5	44	13
The Democrats in Congress	21	32	6	18
NONE	15	7	28	13
NO OPINION	7	5	8	11

10. Which of the following statements is closer to your view of what the U.S. should do to improve the nation's health care system:

Rely on free market competition to improve the current health insurance system	18%	6%	38%	14%
Make reforms within the framework of the current health insurance system, by encouraging shared responsibilities by employers, government and individuals	43	44	47	38
Replace the current system with a new system administered entirely by government and covering all Americans	34	44	12	42
NONE	1	1	1	2
NO OPINION	4	5	2	4

* less than 1/2 of 1%.

Non-partisan/
other

	<u>Total</u>	<u>Democrats</u>	<u>Republicans</u>	<u>Non-partisan/ other</u>
--	--------------	------------------	--------------------	--------------------------------

11. Do you think you and your family would be better off if you were to get health insurance coverage through an employer, from the government or having personal responsibility for getting your own coverage?

EMPLOYER	38%	33%	43%	39%
GOVERNMENT	28	39	11	31
INDIVIDUAL	26	18	40	22
OTHER	2	2	1	2
NO OPINION	6	8	5	6

12. Who do you think should pay for health insurance? Should insurance costs be mostly paid for by individuals, mostly by employers, mostly by the government, or should insurance costs be shared by individuals, employers and the government?

MOSTLY INDIVIDUALS	10%	3%	23%	8%
MOSTLY EMPLOYERS	9	7	13	7
MOSTLY GOVERNMENT	11	13	5	16
SHARED BY INDIVIDUALS, EMPLOYERS AND GOVERNMENT	68	76	56	68
NO OPINION	2	1	3	1

13. I am going to read some elements that could be included in the proposed health reform plan. Please tell me whether you favor or oppose each one? **(ITEMS READ IN RANDOM ORDER, ASKING:)** Do you favor this strongly, favor it somewhat, oppose it somewhat, or oppose it strongly?

a. requiring health insurance companies to offer coverage to anyone without regard to their health condition

FAVOR STRONGLY	51%	58%	36%	58%
FAVOR SOMEWHAT	30	28	34	28
OPPOSE SOMEWHAT	10	5	17	9
OPPOSE STRONGLY	7	5	11	4
NO OPINION	2	4	2	1

b. offering people the opportunity to choose between competing public and private health plans when purchasing their insurance coverage

FAVOR STRONGLY	43%	43%	45%	41%
FAVOR SOMEWHAT	42	42	39	45
OPPOSE SOMEWHAT	7	7	7	6
OPPOSE STRONGLY	5	4	7	5
NO OPINION	3	4	2	3

c. offering tax breaks or other incentives to businesses that provide health insurance for their employees

FAVOR STRONGLY	53%	52%	53%	55%
FAVOR SOMEWHAT	36	37	37	36
OPPOSE SOMEWHAT	6	6	6	5
OPPOSE STRONGLY	3	3	3	1
NO OPINION	2	2	1	3

	<u>Total</u>	<u>Democrats</u>	<u>Republicans</u>	<u>Non-partisan/ other</u>
d. requiring that people maintain a minimum level of health insurance coverage or be subject to a fine or a tax penalty				
FAVOR STRONGLY	10%	12%	9%	7%
FAVOR SOMEWHAT	16	17	11	19
OPPOSE SOMEWHAT	22	24	19	23
OPPOSE STRONGLY	48	43	59	45
NO OPINION	4	4	2	6
e. offering tax credits to moderate income people who needed to buy health insurance in the open market				
FAVOR STRONGLY	35%	40%	31%	33%
FAVOR SOMEWHAT	41	38	44	43
OPPOSE SOMEWHAT	11	11	11	12
OPPOSE STRONGLY	9	8	10	8
NO OPINION	4	3	4	4
f. expanding Medicare to cover people between the ages of 55 and 64 who do not have health insurance				
FAVOR STRONGLY	44%	53%	27%	48%
FAVOR SOMEWHAT	30	30	30	32
OPPOSE SOMEWHAT	13	10	20	10
OPPOSE STRONGLY	10	5	20	7
NO OPINION	3	2	3	3
g. giving people fixed amounts of money to buy health insurance on their own instead of getting it at work				
FAVOR STRONGLY	8%	9%	9%	6%
FAVOR SOMEWHAT	22	23	20	24
OPPOSE SOMEWHAT	28	29	23	30
OPPOSE STRONGLY	36	34	42	34
NO OPINION	6	5	6	6
h. linking actions that people can take in their own lives like exercising regularly, eating the right foods or controlling a pre-existing health condition to cost savings in their health insurance policies				
FAVOR STRONGLY	55%	58%	50%	56%
FAVOR SOMEWHAT	28	28	29	27
OPPOSE SOMEWHAT	8	7	8	9
OPPOSE STRONGLY	7	5	10	6
NO OPINION	2	2	2	2
i. requiring employers to offer health insurance to their workers or pay money into a government fund that will pay to cover those without insurance				
FAVOR STRONGLY	36%	46%	20%	37%
FAVOR SOMEWHAT	33	35	28	36
OPPOSE SOMEWHAT	14	10	18	15
OPPOSE STRONGLY	14	6	31	9
NO OPINION	3	3	3	3

Total Democrats Republicans Non-partisan/
other

j. expanding state government programs for low-income people, such as Medi-Cal and the State Children's Health Insurance Program

FAVOR STRONGLY	39%	53%	19%	39%
FAVOR SOMEWHAT	31	30	29	34
OPPOSE SOMEWHAT	14	9	20	16
OPPOSE STRONGLY	13	5	28	7
NO OPINION	3	3	4	4

14. Please tell me whether you agree or disagree with the following statement: I would be willing to pay higher taxes so that every American can have health insurance.

AGREE	50%	66%	25%	54%
DISAGREE	47	32	73	43
NO OPINION	3	2	2	3

15. Please tell me if you would favor or oppose each of the following as ways to help pay for expanding health insurance coverage for the uninsured (ITEMS READ IN RANDOM ORDER, ASKING:) Do you favor this strongly, favor it somewhat, oppose it somewhat, or oppose it strongly as a way to help pay for expanding health insurance coverage for the uninsured?

a. putting a cap on the amount that employers can deduct from their taxes when providing health coverage for their workers

FAVOR STRONGLY	16%	20%	13%	13%
FAVOR SOMEWHAT	32	36	27	34
OPPOSE SOMEWHAT	24	22	25	25
OPPOSE STRONGLY	21	14	31	20
NO OPINION	7	8	4	8

b. limit the tax deductions available to families making more than \$250,000 a year

FAVOR STRONGLY	31%	40%	20%	30%
FAVOR SOMEWHAT	27	29	22	30
OPPOSE SOMEWHAT	17	15	20	19
OPPOSE STRONGLY	21	12	36	16
NO OPINION	4	4	2	5

c. having a new value added tax which is like a national sales tax

FAVOR STRONGLY	12%	17%	7%	9%
FAVOR SOMEWHAT	29	36	18	30
OPPOSE SOMEWHAT	19	18	18	25
OPPOSE STRONGLY	36	25	56	32
NO OPINION	4	4	1	4

d. repealing the income tax cuts made during the Bush administration for families making more than \$250,000 a year

FAVOR STRONGLY	36%	49%	17%	37%
FAVOR SOMEWHAT	21	19	18	28
OPPOSE SOMEWHAT	15	13	19	15
OPPOSE STRONGLY	22	14	41	13
NO OPINION	6	5	5	7

	<u>Total</u>	<u>Democrats</u>	<u>Republicans</u>	<u>Non-partisan/ other</u>
e. not raising taxes but instead increasing the federal deficit				
FAVOR STRONGLY	9%	11%	9%	8%
FAVOR SOMEWHAT	13	13	11	14
OPPOSE SOMEWHAT	24	28	18	25
OPPOSE STRONGLY	46	41	56	45
NO OPINION	8	7	6	8

f. requiring workers to pay taxes on a portion of the health care benefits they receive from employer-provided health insurance

FAVOR STRONGLY	10%	12%	9%	7%
FAVOR SOMEWHAT	28	32	18	34
OPPOSE SOMEWHAT	24	24	23	25
OPPOSE STRONGLY	35	27	48	31
NO OPINION	3	5	2	3

16. If you wanted to learn more about health reform issues facing the state and the nation, which of the following sources would you most likely turn to for information? (CATEGORIES READ IN RANDOM ORDER) (CAN BE A MULTIPLE)

Your employer, union or labor organization	15%	16%	14%	14%
Family, friends or co-workers	16	16	16	17
Television or radio	33	35	30	34
Newspapers	27	34	21	23
Books or magazines	18	20	14	19
On-line websites	57	50	59	65
Some other source	4	4	5	3
DON'T KNOW	1	1	2	*

17. Do you currently have any kind of health care coverage, including health insurance through your or your spouse's employer, a plan you buy independently, or through a government plan such as Medicare, Medi-Cal or Tri-Care?

YES	89%	90%	91%	86%
NO	10	10	8	13
DON'T KNOW	1	*	1	1

(ASKED OF THOSE WITH INSURANCE)

18. Have you or has anyone close to you been without health insurance coverage at any time the past two years?

YES	40%	41%	37%	42%
NO	49	47	53	45
DON'T KNOW	1	1	1	*
CURRENTLY UNINSURED	10	11	9	13

19. How concerned are you that there could be a time in the near future when you or someone close to you will be without health insurance – very concerned, somewhat concerned, not too concerned or not at all concerned?

CURRENTLY UNINSURED	10	11	9	13
VERY CONCERNED	44	54	27	47
SOMEWHAT CONCERNED	22	18	27	21
NOT TOO CONCERNED	14	9	22	14
NOT AT ALL CONCERNED	10	8	15	5

* less than 1/2 of 1%.